
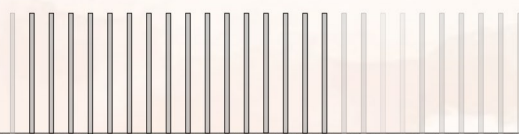






meetGRATING INFINITELY



0 2' 4' 8' 16'
0 1m 2m 3m 4m 5m

MEETGRATING INFINITELY EXPLORES THE THEME OF BORDERS THROUGH A SCULPTURE OF PARALLEL BLACKBOARD WALLS, ARRANGED IN THE SHAPE OF AN INTERRUPTED INFINITY SYMBOL. THE BLACKBOARDS, EMBEDDED WITHIN A COAL DUST SURFACE, CREATE SHIFTING PERCEPTIONS: VIEWED FROM CERTAIN ANGLES, THEY APPEAR AS SOLID WALLS; FROM OTHERS, NARROW OPENINGS REVEAL A GLIMPSE BEYOND, BUT THESE SLITS ARE IMPASSABLE, INVITING CONTEMPLATION OF BOUNDARIES AS BOTH BARRIERS AND CONNECTIONS. VISITORS CAN ACCESS THE INSTALLATION THROUGH TWO WIDER PEDESTRIAN ENTRIES, SYMBOLIZING PASSAGES IN OTHERWISE ENCLOSED SPACES. INSIDE, THE SCULPTURE FEATURES TWO DISTINCT BIRCH GROVES—EACH CONFINED TO ONE HALF OF THE SYMBOL, REPRESENTING THE INITIAL SEPARATION. BEYOND THE INFINITY, THE TREES ARE INTERMIXED, EMBODYING THE MIGRATION AND BLENDING THAT OCCURS OUTSIDE IMPOSED BORDERS. CHALK IS PROVIDED, ALLOWING VISITORS TO WRITE MESSAGES, FOSTERING AN ONGOING DIALOGUE THAT QUESTIONS, REDEFINES, AND BRIDGES BOUNDARIES IN OUR EVOLVING CULTURAL LANDSCAPES. THIS INTERACTIVE SPACE INVITES REFLECTION ON BORDERS AS MUTABLE SPACES OF CONNECTION AND EXCHANGE.


PLANT SCHEDULE



Betula papyrifera
(Paper Birch)

Betula lenta
(Sweet Birch)

0 2' 4' 8' 16'
0 1m 2m 3m 4m 5m



20m

10m


20 x 10m
PLAN VIEW



ELEVATION 1.



ELEVATION 2.



PERSPECTIVE VIEW