


The Rence Hill

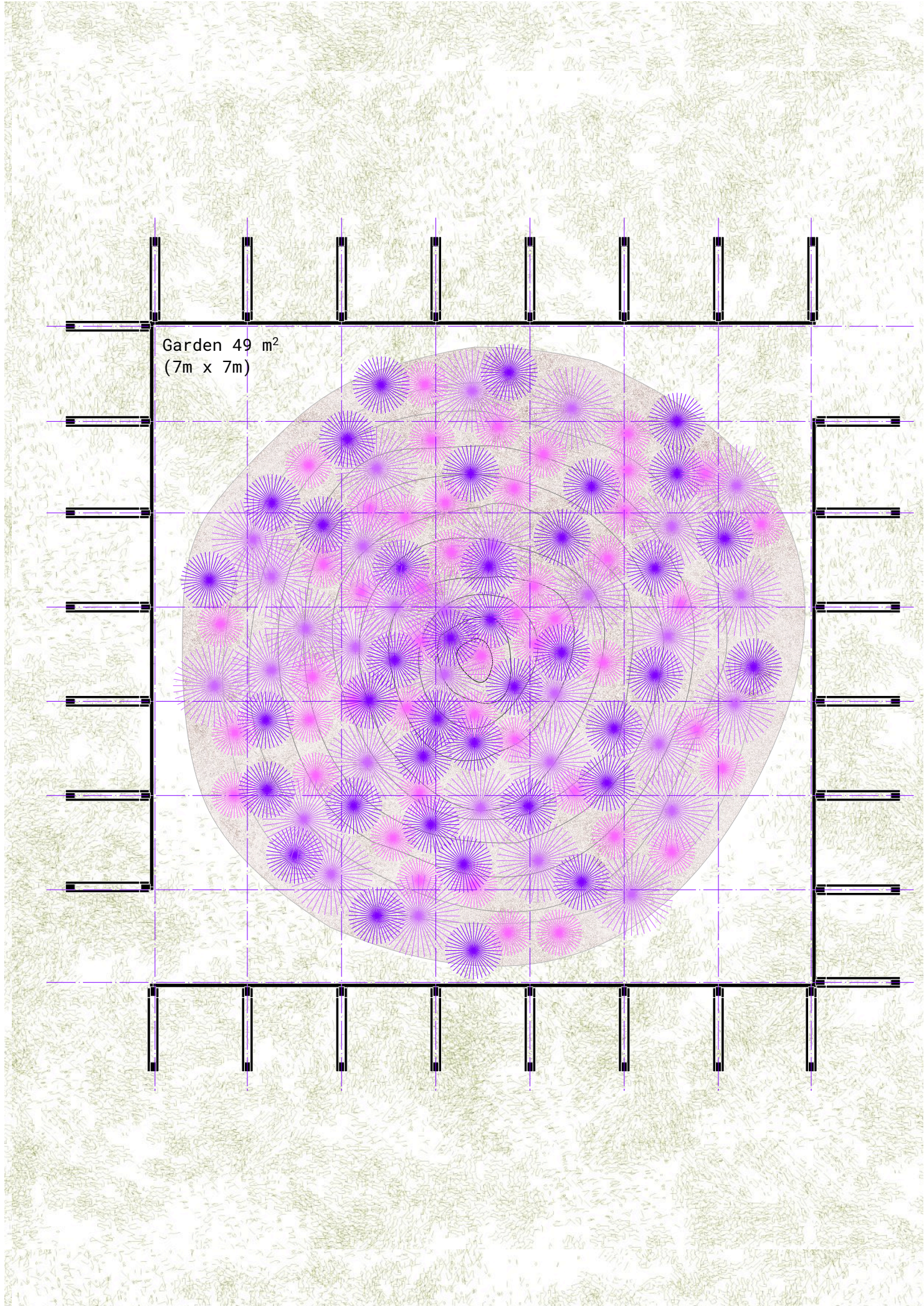
The desire was to create an infinite garden, in which one can't see an end.

The landscape element that could translate this poetic intention into a garden is the artificial hill. A hill can never be seen simultaneously in its totality. This requires continuous movement to be discovered and admired. The hill is covered with lavender plants. Lavender offers a well-defined sensorial experience made of specific colors, aroma, attracting biodiversity. A timber wall frames the hill, emphasizing its mass and protecting the lavender from the wind. The soil could be collected by the excavation of other installations, and once its life cycle ends, the hill could stay as a landscape memento or be reused to create new gardens.

The visitors will find four walls in front of them, from which the top of the garden can be seen. Approaching the garden, one begins to smell the aroma. Entering, one faces the monumental gesture of the hill, surrounded by plants, butterflies, and bees. Walking around the hill, one has the opportunity to constantly discover new scenarios and spatial experiences.




Lavender garden and biodiversity benefits




Floorplan 1:50




Renderings



Section 1:50



Elevation 1:50



Elevation 1:50